

Unmanaged 10/100Mbps PoE+ Switch

MODEL: TL-SL1218MP/TL-SL1218P/TL-SL1226P



Highlights

- (For TL-SL1218P) 16 PoE+ 10/100 Mbps RJ45 ports, 2 Gigabit RJ45 ports and 1 combo Gigabit SFP slot
- (For TL-SL1218MP/TL-SL1226P) 16/24 PoE+ 10/100 Mbps RJ45 ports, 2 Gigabit RJ45 ports and 2 combo Gigabit SFP slots
- High PoE power budget with up to 30 W* for each PoE port, and a total power budget of 150 W* (for TL-SL1218P)/250 W* (for TL-SL1218MP and TL-SL1226P)
- Up to 250 m data and power transmission under Extend Mode** specially designed for surveillance system
- Priority mode for port 1–8 to guarantee the quality of sensitive applications like video monitor
- Isolation Mode allows one-click client traffic separation for higher security and performance
- Easy to use, with no configuration and installation needed

Overview

TP-Link's new PoE/PoE+ switches with all 10/100 Mbps RJ45 ports supporting the PoE+ standard provides a simple way to expand the wired network while transferring power over the same ethernet cable at the same time. With up to 30 W* per port, the switch can power more high-powered devices such as Access Points, IP Cameras, IP Phones and so on. Moreover, with innovative Extend Mode, devices can get PoE power supply and data transmission from a distance of 250 m**. Priority mode ensures high priority for port 1–8, which guarantees the quality of sensitive applications. Moreover, the switch supports Isolation Mode that divides traffic for 10/100 Mbps RJ45 ports for higher security and performance.

Power over Ethernet

- (For TL-SL1218P) Features 16 802.3af/at compliant PoE+ ports, with a total PoE power budget of 150 W*
- (For TL-SL1218MP/TL-SL1226P) Features 16/24 802.3af/at compliant PoE+ ports, with a total PoE power budget of 250 W*
- Flexible deployment for PoE supported devices such as wireless access points, IP Phones and IP Cameras
- Designed to use a single Ethernet cable for both data and power transmission, lowering infrastructure costs

Highlight Performance




- Up to 250 m PoE power supply and data transmission under Extend Mode**.
- After turning on the Priority Mode, there will be designated high priority ports for quality-sensitive application like Surveillance Video.
- Isolation Mode easily divides traffic for 10/100 Mbps RJ45 ports to avoid snooping and tampering, which improves LAN security and performance.

Easy to Use

- Plug & play, no configuration required
- Auto MDI/MDIX eliminates the need for crossover cables
- Auto-negotiation intelligently adjusts for compatibility and optimal performance

Specifications

Hardware Features & Performance

Product Picture				
Model		TL-SL1218MP	TL-SL1218P	TL-SL1226P
General	Interfaces	16 10/100 Mbps RJ45 Ports 2 10/100/1000 Mbps RJ45 Ports 2 Combo Gigabit SFP Slots	16 10/100 Mbps RJ45 Ports 2 10/100/1000 Mbps RJ45 Ports 1 Combo Gigabit SFP Slot	24 10/100 Mbps RJ45 Ports 2 10/100/1000 Mbps RJ45 Ports 2 Combo Gigabit SFP Slots
	PoE	802.3af/at		
PoE	PoE Standard	802.3af/at		
	PoE Ports	16, up to 30 W per port		24, up to 30 W per port
	PoE Power Budget	250 W	150 W	250 W
Performance	Switching Capacity	7.2 Gbps		8.8 Gbps
	Packet Forwarding Rate	5.36 Mpps		6.54 Mpps
	MAC Address Table	8 K		
	Packet Buffer	4.1 Mbit		
	Jumbo Frame	10 KB		
Advanced Features		Extend Mode (Up to 250 m PoE supply and data transmission) Priority Mode Isolation Mode		
Physical & Environment	Power Supply	100–240 V AC, 50/60 Hz		
	Max Power Consumption	285.8 W (with 250 W PD Connected) 14.97 W (no PD Connected)	172.8 W (with 250 W PD Connected) 12.71 W (no PD Connected)	281 W (with 250 W PD Connected) 17.17 W (no PD Connected)
	Max Heat Dissipation	974.58 BTU/h (with 250 W PD Connected) 51.05 BTU/h (no PD Connected)	589.25 BTU/h (with 250 W PD Connected) 43.34 BTU/h (no PD Connected)	958.21 BTU/h (with 250 W PD Connected) 58.55 BTU/h (no PD Connected)
	Dimensions (W × D × H)	17.3 × 7.1 × 1.7 in.(440 × 180 × 44 mm)		
	Fan Quantity	2		
	Operating Temperature	0 °C–50 °C (32 °F–122 °F)		
	Storage Temperature	-40 °C–70 °C (-40 °F–158 °F)		
	Operating Humidity	10%–90%RH non-condensing		
	Storage Humidity	5%–90%RH non-condensing		
	Certification	CE, FCC		

Note:

* PoE budget calculations are based on laboratory testing. Actual PoE power budget is not guaranteed and will vary as a result of client limitations and environmental factors.

**The speed of the ports which are under extend mode will be downgraded to 10Mbps. Actual transmission distance may vary from the quality of the cables.